

### Features

- Cross handle.
- High-temperature limit stop allows you to preset a comfortable maximum temperature to eliminate scalding.
- 6-7/8" (175 mm) nondiverter spout with 1/2" NPT connection.
- Requires a Rite-Temp® pressure-balancing valve.
- For use with valves with a diverter.
- Completes Pinstripe design solution with KOHLER fixtures and accessories.
- Rite-Temp® pressure-balancing technology maintains water temperature within +/- 3°F.

### Material

- Premium material construction for durability and reliability.

### Installation

- Wall-mount.

### Required Products/Accessories

K-11748 Series Rite-Temp® Valves

### Recommended Products/Accessories

K-23723 Faucet cleaner

### Optional Products/Accessories

1061794 Roughing-In Kit for Rite-Temp® Valve



### Codes/Standards

ASME A112.18.1/CSA B125.1






DOE - Energy Policy Act 1992

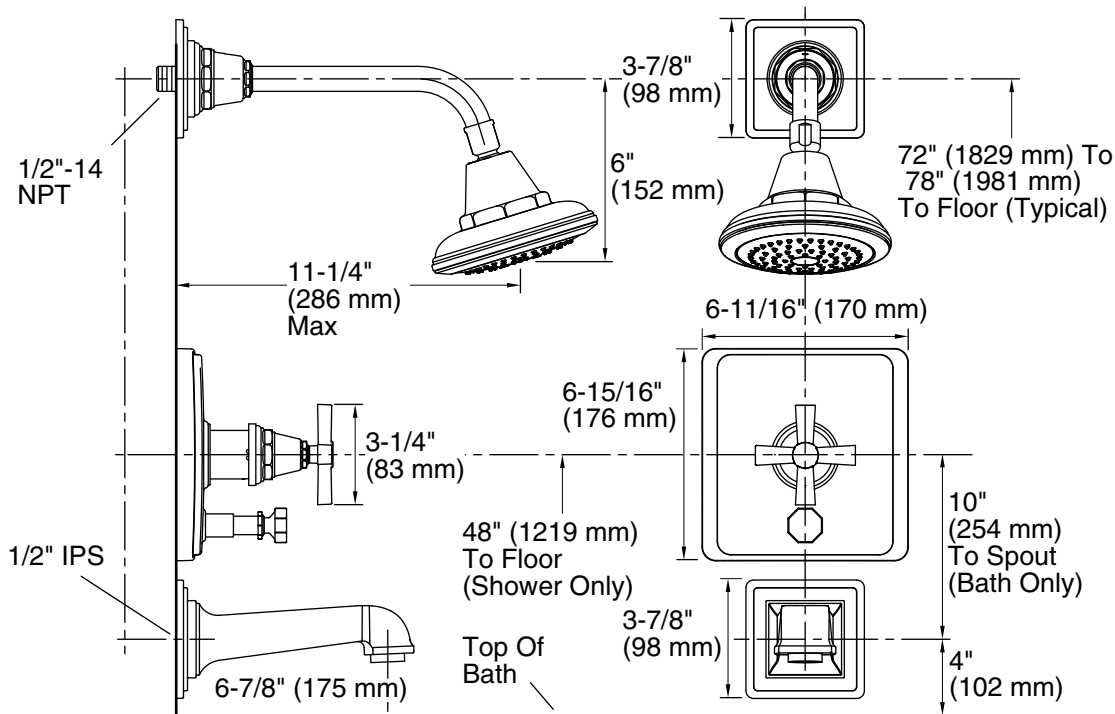
### KOHLER® Faucet Lifetime Limited Warranty

See website for detailed warranty information.

### Available Colors/Finishes

*Color tiles intended for reference only.*

Color	Code	Description
	CP	Polished Chrome
	SN	Vibrant® Polished Nickel
	AF	Vibrant® French Gold
	BN	Vibrant® Brushed Nickel
	BV	Vibrant® Brushed Bronze



### Technical Information

All product dimensions are nominal.

Drain included: No

### Showerhead/Body Spray:

Rated maximum flow: 2.5 gal/min (9.5 l/min)

### Notes

Install this product according to the installation guide.

Avoid cross-flow conditions. Do not install shut-off device on either valve outlet.

Cap the shower outlet if deck-mount spout, diverter, or handshower is connected to the spout outlet.

Install straight pipe or tube drop of 7" (178 mm) to 18" (457 mm) with single elbow between the valve and wall-mount spout.